

BINARIO TRIFASE

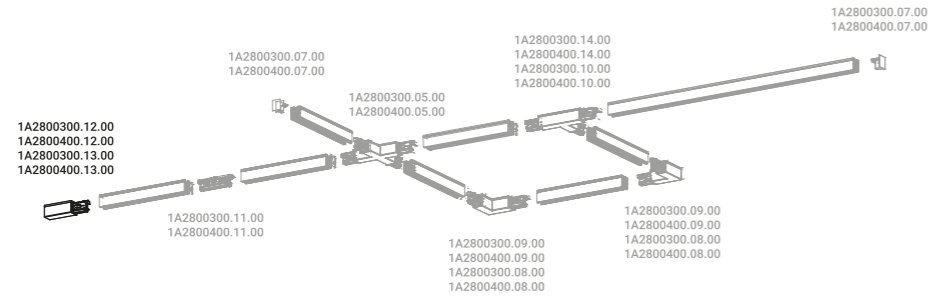
/ 2007



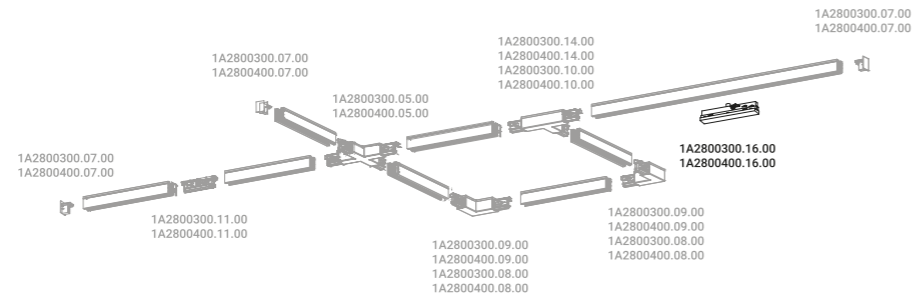
Pure line in space.
Our track holds the models Dot, Mira and Spot.

Linea pura nello spazio.
Il nostro binario accoglie i modelli Dot, Mira e Spot.

Power right connector and power left connector installation



Power intermediate connector installation



Systems / Direct / Indoor

Material Metal - Polycarbonate

Finish .03 Matt White

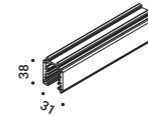
.04 Matt Black

Note Ceiling and wall track system.

Sistema a binario da soffitto e parete.

Compulsory accessories / Accessori obbligatori

Installation kits / Kit d'installazione



Track 1 m / Binario 1 m		Not included
Matt White	1A2800300.01.00	
Matt Black	1A2800400.01.00	

Track 2 m / Binario 2 m		Not included
Matt White	1A2800300.02.00	
Matt Black	1A2800400.02.00	

Track 3 m / Binario 3 m		Not included
Matt White	1A2800300.03.00	
Matt Black	1A2800400.03.00	



End cap / Tappo di chiusura		Not included
Matt White	1A2800300.07.00	
Matt Black	1A2800400.07.00	

Connectors / Connettori



Power right connector / Elemento di alimentazione destro		Not included
Matt White	1A2800300.13.00	
Matt Black	1A2800400.13.00	











Power left connector / Elemento di alimentazione sinistro		Not included
Matt White	1A2800300.12.00	
Matt Black	1A2800400.12.00	



Power intermediate connector / Elemento di alimentazione intermedio		Not included
Matt White	1A2800300.16.00	
Matt Black	1A2800400.16.00	

Optional accessories / Accessori opzionali

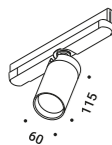
Installation kits / Kit d'installazione

	Linear connector / Connettore lineare		Not included
	Matt White	1A2800300.11.00	
	Matt Black	1A2800400.11.00	
	Internal L connector / Connettore L interno		Not included
	Matt Black	1A2800400.09.00	
	Matt White	1A2800300.09.00	
	External L connector / Connettore L esterno		Not included
	Matt White	1A2800300.08.00	
	Matt Black	1A2800400.08.00	
	Right T connector / Connettore T destro		Not included
	Matt White	1A2800300.14.00	
	Matt Black	1A2800400.14.00	
	Left T connector / Connettore T sinistro		Not included
	Matt White	1A2800300.10.00	
	Matt Black	1A2800400.10.00	
	X connector / Connettore X		Not included
	Matt White	1A2800300.15.00	
	Matt Black	1A2800400.15.00	
	Adjustable suspension cable / Cavo di sospensione regolabile		Not included
	Length 1500 mm	1A2800000.04.00	
	Adjustable suspension cable / Cavo di sospensione regolabile		Not included
	Length 3000 mm	1A2800000.05.00	
	Adjustable suspension cable / Cavo di sospensione regolabile		Not included
	Length 5000 mm	1A2800000.06.00	
	Cutting tool / Tronchese per taglio		Not included
		1A2800300.17.00	



Compulsory accessories / Accessori obbligatori

Luminaires / Corpi illuminanti



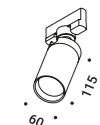
DOT BINARIO

13W
220-240V - 50/60Hz
2700K / 3000K
CRI >97
Driver integrated
DALI

CE IP20

Matt White - 2700K - DALI
Matt White - 3000K - DALI
Matt Black - 2700K - DALI
Matt Black - 3000K - DALI

1A2290300.27.01
1A2290300.30.01
1A2290400.27.01
1A2290400.30.01



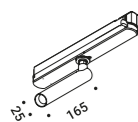
DOT BINARIO 51

Max 10W
100-240V - 50/60Hz
ON/OFF
Bulb not included

CE IP20

Matt White - ON/OFF
Matt Black - ON/OFF

1A3710300.00.00
1A3710400.00.00



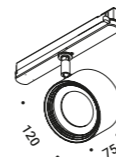
MIRA BINARIO

8W
220-240V - 50/60Hz
2700K - 327lm / 3000K - 352lm
CRI >90
Driver integrated
DALI

CE IP20

Matt White - 2700K - DALI
Matt White - 3000K - DALI
Matt Black - 2700K - DALI
Matt Black - 3000K - DALI

1A0490300.27.01
1A0490300.30.01
1A0490400.27.01
1A0490400.30.01



SPOT BINARIO

21W
220-240V - 50/60Hz
CRI >90
Driver integrated
DALI
LED Module not included

CE IP20

Matt White - DALI
Matt Black - DALI

1A0280300.00.01
1A0280400.00.01

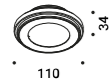
Compulsory accessories / Accessori obbligatori

Other accessories / Altri accessori

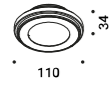


Lens / Lente	Not included		
Beam - 14°	2700K - CRI >97 - 983lm	DOT BINARIO	1A3090000.00.00
	3000K - CRI >97 - 1038lm		
Beam - 24°	2700K - CRI >97 - 943lm	DOT BINARIO	1A3100000.00.00
	3000K - CRI >97 - 996lm		
Beam - 36°	2700K - CRI >97 - 955lm	DOT BINARIO	1A3110000.00.00
	3000K - CRI >97 - 1005lm		
Beam - 50°	2700K - CRI >97 - 965lm	DOT BINARIO	1A3120000.00.00
	3000K - CRI >97 - 1016lm		

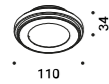
LED modules / Moduli LED



DG111 LED module / Modulo LED DG111	Not included		
16,7W - 15° - 500mA DC	SPOT BINARIO	1A4700000.27.20	
2700K - 1648lm - CRI >90			
Energy Efficiency F - Dimmable			
16,7W - 15° - 500mA DC		1A4700000.30.20	
3000K - 1682lm - CRI >90			
Energy Efficiency F - Dimmable			



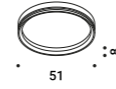
DG111 LED module / Modulo LED DG111	Not included		
16,7W - 22° - 500mA DC	SPOT BINARIO	1A3890000.27.20	
2700K - 1859lm - CRI >90			
Energy Efficiency F - Dimmable			
16,7W - 22° - 500mA DC		1A3890000.30.20	
3000K - 1945lm - CRI >90			
Energy Efficiency F - Dimmable			



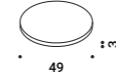
DG111 LED module / Modulo LED DG111	Not included		
16,7W - 36° - 500mA DC	SPOT BINARIO	1A3900000.27.20	
2700K - 1808lm - CRI >90			
Energy Efficiency F - Dimmable			
16,7W - 36° - 500mA DC		1A3900000.30.20	
3000K - 1890lm - CRI >90			
Energy Efficiency F - Dimmable			

Optional accessories / Accessori opzionali

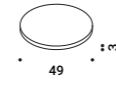
Other accessories / Altri accessori



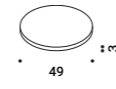
Accessory holder + Honeycomb louvre / Porta accessori + Frangiluce nido d'ape	Not included		
	DOT BINARIO	1X0080400.01.00	



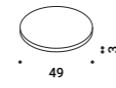
Elliptical filter / Filtro ellittico	Not included		
Standard	Compulsory with 1X0080400.01.00	DOT BINARIO	1X0080000.02.00



Blue filter / Filtro blu	Not included		
Standard	Compulsory with 1X0080400.01.00	DOT BINARIO	1X0080000.03.00






Red filter / Filtro rosso	Not included		
Standard	Compulsory with 1X0080400.01.00	DOT BINARIO	1X0080000.04.00



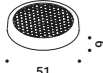
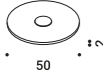
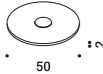
Yellow filter / Filtro giallo	Not included		
Standard	Compulsory with 1X0080400.01.00	DOT BINARIO	1X0080000.05.00

Optional accessories / Accessori opzionali

Bulbs / Lampadine


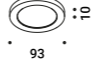
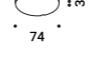
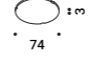
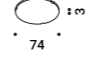
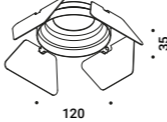
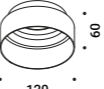
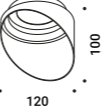
	LED - GU10 - PAR16			Not included
	220-240V - 5,5W - 25° 3000K - 375lm - CRI >97 Energy Efficiency G - Dimmable	DOT BINARIO 51	1Y0330500	
	LED SORAA - GU10 - MR16			Not included
	230V - 7,5W - 10° 2700K - 390lm - CRI >95 Energy Efficiency G - Dimmable	DOT BINARIO 51	1Y1580210	
	LED SORAA - GU10 - MR16			Not included
	230V - 7,5W - 10° 3000K - 410lm - CRI >95 Energy Efficiency G - Dimmable	DOT BINARIO 51	1Y1580010	

Other accessories / Altri accessori

	Darklight			Not included
	LED SORAA - GU10 - MR16	DOT BINARIO 51	1Y1580040	
	25° beam filter / Filtro fascio 25°			Not included
	LED SORAA - GU10 - MR16	DOT BINARIO 51	1Y1580020	
	36° beam filter / Filtro fascio 36°			Not included
	LED SORAA - GU10 - MR16	DOT BINARIO 51	1Y1580030	

Optional accessories / Accessori opzionali

Other accessories / Altri accessori

	Accessory holder + Soft filter + Honeycomb louvre / Porta accessori + Filtro soft + Frangiluce nido d'ape			Not included
	Matt Black	SPOT BINARIO	1X0070400.04.00	
	Accessory holder + Elliptical filter / Porta accessori + Filtro ellittico			Not included
	Matt Black	SPOT BINARIO	1X0070400.05.00	
	Blue filter / Filtro blu			Not included
	Standard	Compulsory with 1X0070400.04.00 / 1X0070400.05.00	SPOT BINARIO	1X0070000.06.00
	Red filter / Filtro rosso			Not included
	Standard	Compulsory with 1X0070400.04.00 / 1X0070400.05.00	SPOT BINARIO	1X0070000.07.00
	Yellow filter / Filtro giallo			Not included
	Standard	Compulsory with 1X0070400.04.00 / 1X0070400.05.00	SPOT BINARIO	1X0070000.08.00
	Horizontal directional fins / Alette direzionali			Not included
	Matt Black	SPOT BINARIO	1X0070400.01.00	
	Cylindrical screen / Schermo cilindrico			Not included
	Matt Black	SPOT BINARIO	1X0070400.02.00	
	Cone 45° / Cono 45°			Not included
	Matt Black	SPOT BINARIO	1X0070400.03.00	